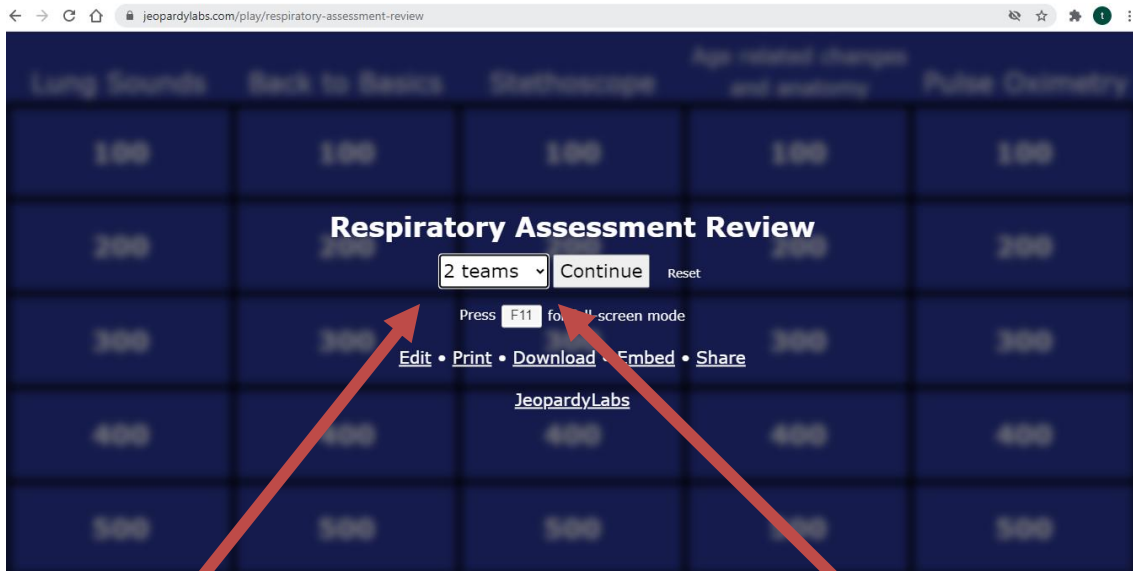


Introduction to Jeopardy labs

When you go to the game link: <https://jeopardylabs.com/play/respiratory-assessment-review> you will find this:



Choose the number of teams you want and then click Continue

Press F11 for full screen and to exit full screen

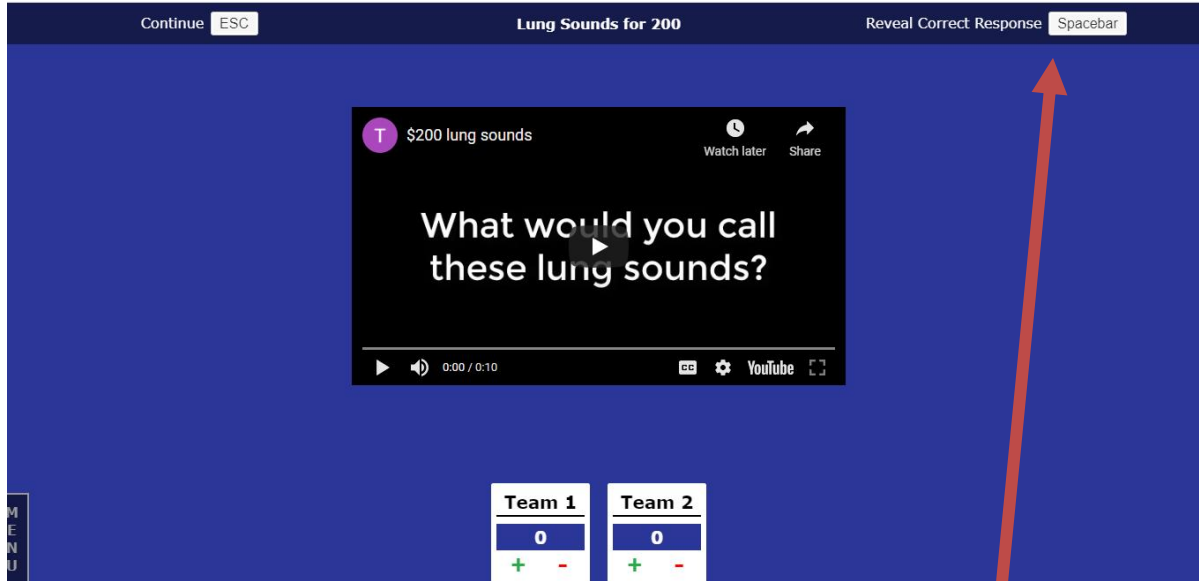
Lung Sounds	Back to Basics	Stethoscope	Age related changes and anatomy	Pulse Oximetry
100	100	100	100	100
200	200	200	200	200
300	300	300	300	300
400	400	400	400	400
500	500	500	500	500

M E N U	Team 1	Team 2
	0	0
	+ -	+ -

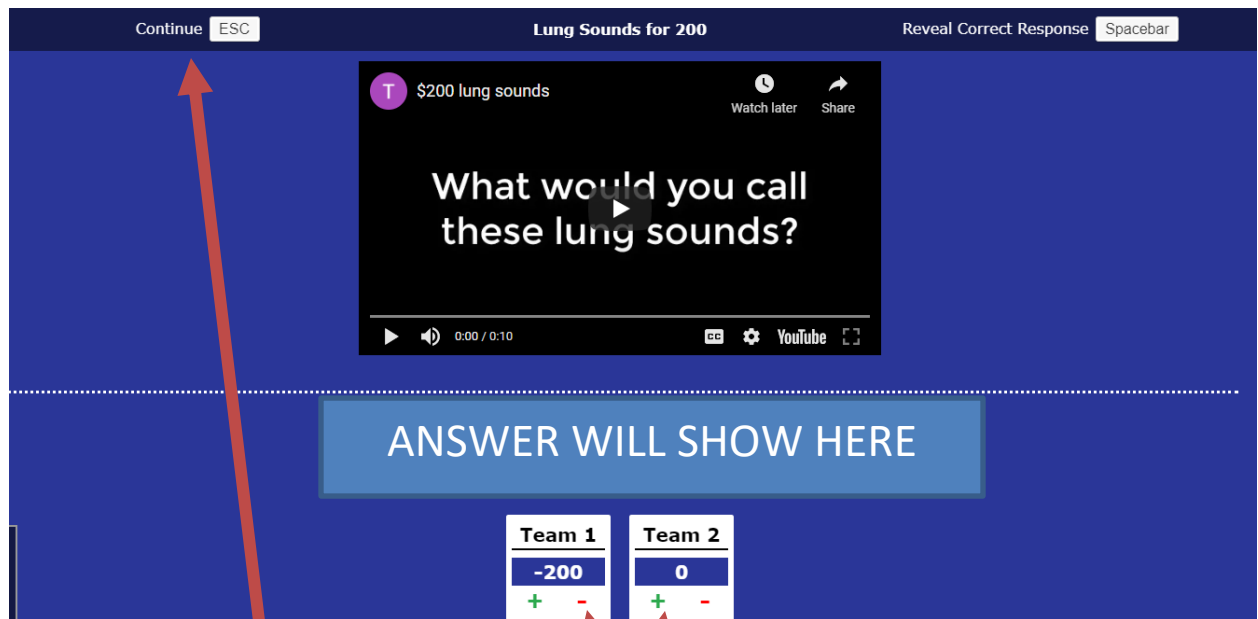
Choose a category and amount to start – You decide which team goes first – when the question comes up, click play on it if it is a video.

If you are really excited about authenticity, you can use bells or buzzers or download a “friend Game Buzzer” phone app 😊 – Alternately, have the guessing teams put up their hand to answer

Introduction to Jeopardy labs



Press the spacebar or click to show the answer – It's up to you to decide whether or not phrasing as a question is a priority 😊



Click continue or press the spacebar to return to the board

Do not forget to click plus or minus if the teams answered right or wrong

Unfortunately, Jeopardy Labs does not give us a Final Jeopardy, but you can create one by using the last unanswered clue as Final Jeopardy. Have the teams bet on paper, then show the question. Have both teams reveal their answers and then show the correct answer and calculate the winnings.

You can also email the link to staff and they can play it on their phones by themselves if they would like to.