

MDS Tip Sheets: Quality Indicators

What is a Quality Indicator?

A RAI-MDS quality indicator (QI) is a measurable metric derived from data collected through the RAI-MDS. The RAI-MDS is a standardized tool used in Winnipeg LTC and Personal Care Home (PCH) settings to assess residents' health, functional status, and care needs. These Indicators are designed to reflect the quality of care provided by evaluating specific outcomes or processes that impact residents' well-being. The purpose of a QI is to help identify *potential* areas of focus and improvement in relation to care of LTC and PCH residents.

What measures are available?

The Canadian Institute for Health Information (CIHI) nationally reports on a core set of nine (9) RAI-MDS 2.0 QIs for long-term care in Canada. They focus on key clinical areas of interest. InterRAI is the organization responsible for the development and validation of the QIs. Collectively interRAI has defined 35 separate QIs for LTC and PCH. See: <https://www.interai.org>

The WRHA MDS computer application is capable of generating all 35 QIs from the RAI-MDS assessments of each resident assessed.

See the following for more information :

<https://www.cihi.ca/en/your-health-system>

An interactive platform detailing the nine nationally reported RAI-MDS QIs. You can explore and compare QIs in relation to province, city, health region and/or facility.

<https://bmchealthservres.biomedcentral.com/articles/10.1186/1472-6963-10-166>

A systematic review of 15 studies evaluating the validity of the 35 RAI-MDS 2.0 quality indicators.

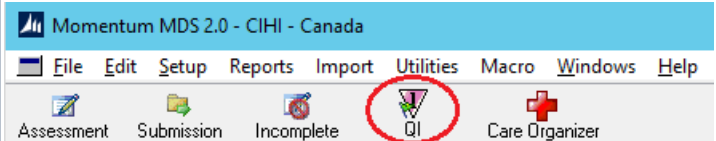
Where to view QIs for my facility?

All 35 of the RAI-MDS QIs are available for review from within the WRHA MDS and Care Planning computer application. It is accessible from computers connected to the Manitoba Shared Health computer network. From the Windows desktop 'Start' button, locate and launch from the Citrix Workspace icon.

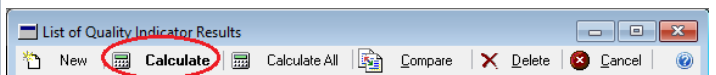
This tip sheet provides information about the Resident Assessment Instrument (RAI) Minimum Data Set (MDS) 2.0, Care Planning, and the WRHA computer system in use by Winnipeg's Long Term Care (LTC) facilities.

How to access the QIs

1. From within the WRHA MDS computer application, locate and 'click' the QI button:



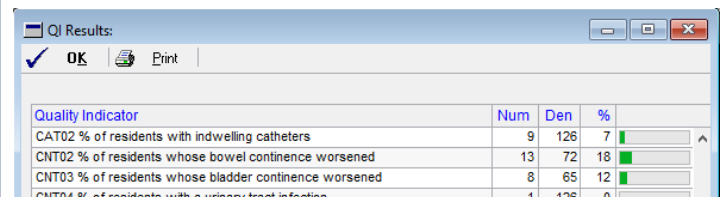
2. When presented with the option 'click' the Calculate button.



3. Wait while the system calculates the QIs for your facility based on the most recently completed RAI-Assessments.

Please note that this can take a few minutes. Do not exit the application or shutdown the computer until the calculation is complete.

When completed, the system will display a list of all 35 QIs. Also presented is the number of residents that triggered a QI (numerator) the number of residents that were assessed and met the criteria for inclusion (denominator), and the resulting calculated percentage of residents.



Quality Indicator	Num	Den	%
CAT02 % of residents with indwelling catheters	9	126	7
CNT02 % of residents whose bowel continence worsened	13	72	18
CNT03 % of residents whose bladder continence worsened	8	65	12
CNT04 % of residents with a urinary tract infection	1	126	0

4. To view the named residents triggering a QI, double 'click' the QI of interest. The system will display a pop-up window of residents. From this window you can view residents who triggered the QI (numerator), residents included (denominator), or both. Unfortunately there is no way to print the list or residents. To print, it is necessary to generate the Quality Indicator report from the 'Reports' menu.

