




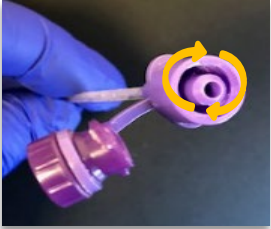




Instructions for Cleaning ENFit Moat

Supplies:		
<ul style="list-style-type: none"> • Procedure gloves if indicated by the point of care risk assessment (PCRA) • Interdental cleaning brush • Med cup • Tap or sterile/purified water* Tap water is contraindicated for infants less than three (3) months of age, immunocompromised or critically ill persons receiving care. • 2 pieces of clean paper towel <p><i>*Sterile or purified water should be used when the degree of contamination is excessive, or the safety of the water is unknown</i></p>		
Procedure Steps		Comments
1. Prior to handling ENFit tube, perform hand hygiene, do a PCRA and don a fresh set of gloves if indicated by the PCRA		
2. Inspect ENFit moat each time it is accessed		<ul style="list-style-type: none"> i. If moat appears clean and free of build-up proceed to step 7 ii. If moat appears to have a build-up of liquid or debris is seen in the moat recap and proceed to step three (3)
3. If supplies to clean the moat are not at the bed side, take off gloves and perform hand hygiene		Perform hand hygiene and don clean gloves after returning to the bedside with cleaning supplies
4. Obtain a new, single-use interdental cleaning brush, a piece of clean paper towel or clean face cloth and a med cup of tap or *sterile water		*Sterile water should be used for infants less than 3 months of age, immunocompromised or critically ill persons receiving care
5. Hold the end of the tube with the paper towel or clean wash cloth so water/liquid doesn't drip onto the person receiving care		

Procedure Steps		Comments
<p>6. Wet the interdental cleaning brush and clean the moat with a scrubbing motion and rotate around the moat for 15 seconds or until the debris/liquid is removed. Tap off excess water.</p>		
<p>7. Recap feeding tube</p>		
<p>8. Discard the interdental cleaning brush after each use</p>		<p>Interdental cleaning brush is single use only</p>
<p>9. Remove gloves if worn and perform hand hygiene</p>		
<p>10. If using the EnFit tube for medication administration, connecting and administering a feed, etc, proceed to task.</p>		<p>Prior to handling the tube again, perform a PCRA to determine if gloves are necessary</p>
<p>11. Remove gloves if worn and perform hand hygiene</p>	