

TRANSPORTING PATIENTS ON ADDITIONAL PRECAUTIONS IP&C HIGHLIGHTS






Contact IP&C **For any IP&C related transport questions**

GENERAL TRANSPORT GUIDELINES FOR ADDITIONAL PRECAUTIONS





- Transport patient only when medically necessary
- Receiving Area to be notified prior to patient arrival, and maintain Additional precautions while outside of patient room
- **Patient:** Perform hand hygiene, wear clean clothes or cover gown, cover skin lesions/wounds
- **HCW:** Perform hand hygiene as per the 4 moments
- **Equipment:** Clean/disinfect high touch areas of patient transport equipment (e.g., patient bed/wheelchair) prior to leaving patient room and after transport.
- Site equipment (e.g. stretcher or site wheelchair) should be covered with a clean sheet prior to transport. **Not required for droplet and airborne precautions.**
- **Chart:** Place in protective cover i.e., plastic bag. **Not required for droplet and airborne precautions.**

Note: In addition to the above directions see precaution specific instructions below

ADDITIONAL PRECAUTIONS SPECIFIC MEASURES

<p>Contact</p> 	<p>Patient: Perform hand hygiene, wear clean clothes or cover gown, cover skin lesions/wounds</p> <p>HCW: Perform hand hygiene as per the 4 moments and in addition to general guidelines for equipment:</p> <ul style="list-style-type: none"> • Before entering room, apply gloves and gown • Once patient is ready for transport i.e. on stretcher/wheelchair and beside room exit, remove gloves and gown perform hand hygiene • Apply new clean gloves and gown for transport • Remove gloves and gowns and place into appropriate receptacle. • Perform hand hygiene when transport is complete
<p>Droplet</p> 	<p>Patient: Perform hand hygiene, wear clean clothes or cover gown, cover skin lesions/wounds and in addition:</p> <ul style="list-style-type: none"> • Wear procedure or surgical mask • Transport infants in incubator when possible • Intubated patients consult respiratory therapy prior to transport <p>HCW: Perform hand hygiene as per the 4 moments and in addition</p> <ul style="list-style-type: none"> • Apply procedure or surgical mask and eye protection if patient does not wear a mask • Remove mask and eye protection and perform hand hygiene when transport is complete
<p>Airborne</p> 	<p>Patient: Perform hand hygiene, wear clean clothes or cover gown, cover skin lesions/wounds and in addition:</p> <ul style="list-style-type: none"> • Wear procedure or surgical mask • Transport infants in incubator when possible • For Intubated patients consult respiratory therapy prior to transport <p>HCW: Perform hand hygiene as per the 4 moments and in addition::Wear N95 respirator during transport</p> <ul style="list-style-type: none"> • Remove mask and perform hand hygiene when transport is complete • Clear hallway/elevator during transport if patient unable to tolerate wearing a mask.
<p>Droplet/ Contact</p> 	<p>Patient: Perform hand hygiene, wear clean clothes or cover gown, cover skin lesions/wounds and in addition:</p> <ul style="list-style-type: none"> • Wear procedure or surgical mask • Perform Hand Hygiene/ wear clean clothes or cover gown and cover skin lesions and wounds • Transport infants in incubator when possible • For Intubated patients consult respiratory therapy prior to transport <p>HCW: Perform hand hygiene as per the 4 moments and in addition to general guidelines for Equipment:</p> <ul style="list-style-type: none"> • Before entering room, apply gloves and gown • Apply procedure or surgical mask and eye protection if patient does not wear a mask • Once patient is ready for transport i.e. on stretcher/wheelchair and beside room exit, remove glove, gowns and mask then perform hand hygiene • Apply new clean gloves, gown and mask for transport • Remove gloves and gowns and place into appropriate receptacle. • Perform hand hygiene when transport is complete
<p>Airborne/ Contact</p> 	<p>Patient: Perform hand hygiene, wear clean clothes or cover gown, cover skin lesions/wounds and in addition:</p> <ul style="list-style-type: none"> • Wear procedure or surgical mask • Perform Hand Hygiene/ wear clean clothes or cover gown and cover skin lesions and wounds • Transport infants in incubator when possible • For Intubated patients consult respiratory therapy prior to transport <p>HCW: Perform hand hygiene as per the 4 moments and in addition to general guidelines for Equipment:</p> <ul style="list-style-type: none"> • Before entering room, apply gloves, gown, and N95 respirator • Once patient is ready for transport i.e. on stretcher/wheelchair and beside room exit, remove gloves, gown, and N95 respirator perform hand hygiene • Apply new clean gloves, gown, and N95 respirator for transport • Remove gloves, gown, and N95 respirator and place into appropriate receptacle. • Perform hand hygiene when transport is complete • Clear hallway/elevator during transport if patient unable to tolerate wearing a mask.

TRANSPORTING PATIENTS ON ADDITIONAL PRECAUTIONS IP&C HIGHLIGHTS

<p>Enhanced Droplet/Contact</p> 	<p>In addition to Droplet/Contact Precautions:</p> <ul style="list-style-type: none"> Control and secure traffic pathways (e.g., dedicate corridors and elevators). Take care not to contaminate the environment with soiled gloves during transport. All non-essential individuals shall exit the elevator during patient transport
<p>Protective Precautions</p> 	<p>Patient: Perform hand hygiene, wear clean clothes or cover gown, cover skin lesions/wounds and in addition:</p> <ul style="list-style-type: none"> Apply an N95 respirator before transport if deemed necessary by attending physician If unable to tolerate N95 respirator, wear procedure or surgical mask and perform hand hygiene before leaving the room and upon removal of the mask <p>HCW: Perform hand hygiene as per the 4 moments and in addition:</p> <ul style="list-style-type: none"> Follow Routine Practices, with meticulous attention to hand hygiene No gown, gloves, mask or eye protection required Individuals with signs or symptoms of or recent exposure to infectious diseases SHALL NOT have contact with the patient
<p>Modified Protective Precautions</p> 	<p>Patient: Perform hand hygiene, wear clean clothes or cover gown, cover skin lesions/wounds and in addition:</p> <ul style="list-style-type: none"> Apply an N95 respirator or procedure or surgical mask to patient for transport if deemed necessary by the patient's attending physician Perform hand hygiene before leaving the room and upon removal of the mask <p>HCW: Perform hand hygiene as per the 4 moments and in addition:</p> <ul style="list-style-type: none"> Follow Routine Practices, with meticulous attention to hand hygiene Apply procedure or surgical mask if you have a respiratory infection and cannot avoid contact with the patient No gloves, gown or eye protection required Individuals with signs or symptoms of or recent exposure to infectious diseases SHOULD NOT have contact with the patient
<p>Containment Precautions</p> 	<p>Patient: Perform hand hygiene, wear clean clothes or cover gown, cover skin lesions/wounds</p> <p>HCW: Perform hand hygiene as per the 4 moments and in addition to general guidelines for Equipment</p> <ul style="list-style-type: none"> Wear a long sleeved gown and gloves to enter the room even if no contact with the patient or the patient environment is anticipated. Notify the site Infection Control Professional (ICP) or designate of any inter-facility transports BEFORE the transport occurs. For after-hours transport if ICP has not been previously notified, contact: <ul style="list-style-type: none"> Dr. Evelyn Lo @ pager: 204-932-6538 for St. Boniface Hospital concerns. Dr. John Embil @ pager: 204-931-9538 for all other hospitals' concerns. Attending Pediatric ID Physician @ 204-787-2071 for pediatric concerns Notify on call Infectious Disease Physician for after-hours transport if ICP has not been previously notified. After preparing the patient for transport, remove gown and gloves before exiting the room and perform hand hygiene Disinfected handles of the transport chair or stretcher or the patient bed are considered clean until gloves have direct contact with the patient or patient equipment. Equipment for patients on containment precautions must be disinfected with hospital-grade disinfectant. For C. auris cases use a hospital disinfectant effective against Clostridioides difficile spores. After use and while wearing PPE, clean and disinfect the transport chair or stretcher at the test/treatment destination if transport is complete, or upon return of the patient to their room.
<p>Transporting Patients on Additional Precautions Between Facilities</p>	<p>Patient: Perform hand hygiene, wear clean clothes or cover gown, cover skin lesions/wounds</p> <p>HCW: In addition to general guidelines for HCW:</p> <ul style="list-style-type: none"> Wear personal protective equipment (PPE), as indicated by type of Additional Precautions before entering the room to prepare the patient Remove gloves and gown (if used) before leaving patient room Perform hand hygiene Outside of the room remove mask and eye protection (if used) and perform hand hygiene. Apply clean PPE as indicated by type of Additional Precautions When transport is complete dispose of PPE in facility appropriate receptacle and perform hand hygiene Disinfect vehicle surfaces and any equipment that was in contact with the patient with facility-approved disinfectant (NB: Does not apply to Airborne or Droplet precautions)