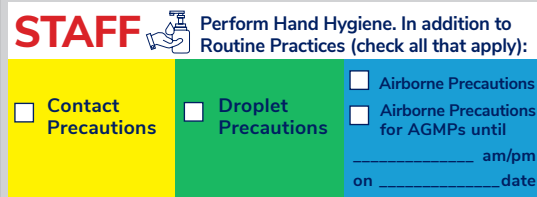
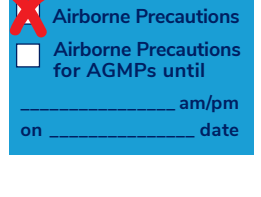
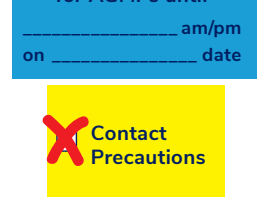


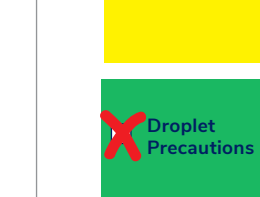
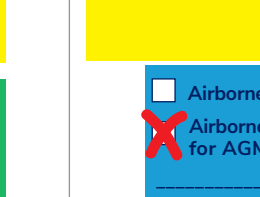


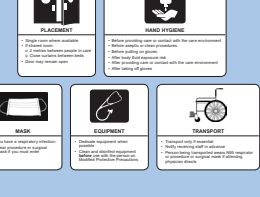


# ADDITIONAL PRECAUTIONS: IP&C Highlights

**Note 1:** Refer to Precautions in the Microorganism Infectious Disease Table for complete list of Microorganisms requiring Additional Precautions

**Note 2:** Notify site Infection Control Professional (ICP) when patient is placed on precautions as appropriate

Mode of Transmission	AIRBORNE	AIRBORNE/CONTACT	CONTACT	DROPLET	DROPLET/CONTACT	ENHANCED DROPLET/CONTACT	CONTAINMENT	MODIFIED PROTECTIVE	PROTECTIVE	
<b>Signage</b> Check boxes on Additional Precautions sign: 										
<b>Most Common Micro-Organism or Condition</b>	<i>Mycobacterium tuberculosis</i>	Chicken Pox (Varicella - Zoster Virus) Disseminated Shingles	Methicillin Resistant <i>S. aureus</i> (MRSA) <i>Clostridioides difficile</i>	Mumps Meningococcal meningitis ( <i>Neisseria meningitidis</i> )	Influenza Necrotizing fasciitis	Avian Influenza MERS CoV OR As directed by the WRHA IP&C Program	<i>Candida auris</i> Carbapenamase-Producing <i>Enterobacteriaceae</i> (CPE)	Moderately to severely immuno-compromised <b>AND</b> ANC above $0.5 \times 10^9/L$ <b>OR</b> ANC likely to be below $0.5 \times 10^9/L$ for less than 7 days	ANC likely to be below $0.5 \times 10^9/L$ for 7 days or more	
<b>Clinical Presentation</b>	Hemoptysis, cough, fever, weight loss, night sweats. CXR with cavitation, ground glass, and/or tree in bud nodularity pattern.	Fever with vesicular rash Vesicular skin lesions along two or more dermatomes.	Draining wound Diarrhea NYD	Salivary gland swelling Petechial/purpuric rash with fever.	Cough, fever, acute upper respiratory tract infection. Fever, pain and rapidly spreading redness and swelling of skin/soft tissue.	Malaise, myalgia, headache, fever, respiratory symptoms.	Lab confirmed or suspected: Multi-drug resistant fungal infection. Multi drug resistant gram negative Enterobacteriaceae infection.	Clinical presentation as above (ANC)	Severely immuno-compromised, e.g., Hematopoietic stem cell transplant patients	
<b>Patient Accommodation</b>	Airborne Infection Isolation Room (AIIR)	Airborne Infection Isolation Room (AIIR)	Single room preferred. If single rooms are limited, do a risk assessment to determine placement and suitability for cohorting.	Single room preferred. If single rooms are limited, do a risk assessment to determine placement and suitability for cohorting.	Single room preferred. If single rooms are limited, do a risk assessment to determine placement and suitability for cohorting.	Single room preferred. AIIR preferred for non-urgent aerosol generating medical procedures (AGMPs).	Single room	Single room preferred. If single rooms are limited do a risk assessment to determine placement and suitability for cohorting.	Single room	
<b>Staff &amp; Visitor Personal Protective Equipment (PPE)</b>	N95 respirator	N95 respirator and Gloves Gown if clothing or forearms will contact patient or their environment.	Gloves Gown if clothing or forearms will contact patient or their environment. <b>Visitors</b> only require gown/gloves when performing direct patient care	Procedure mask and eye protection	Procedure mask, eye protection, and gloves Gown if clothing or forearm will contact with patient or their environment.	Gown, gloves, procedure mask and eye protection N95 for AGMP's	Gown and gloves <b>AT ALL TIMES</b>	Routine Practices	PPE not routinely required Individuals with infection signs/symptoms or exposure <b>SHALL NOT</b> enter room	
<b>Patient Transport</b>	<b>PATIENT</b>									
	Procedure mask	Procedure mask	No PPE	Procedure mask	Procedure mask	Procedure mask	No PPE	Procedure mask or N95 respirator if directed by Physician	N95 respirator if directed by Physician	
<b>Discontinuing Additional Precautions</b>	<b>STAFF</b>									
	N95 respirator	N95 respirator Gown and Gloves	Gown and Gloves	Procedure mask & eye protection <i>if patient does not wear a mask</i>	Gown, gloves, procedure mask & eye protection <i>if patient does not wear a mask</i>	Gown, gloves, procedure mask & eye protection <i>if patient does not wear a mask</i>	Gown and Gloves		None	
<b>Terminal Cleaning</b>	Discontinue according to the <a href="#">Clinical Presentation/Microorganism/Infectious Disease Table</a> and consult site Infection Control Professional appropriate. Maintain the Additional Precautions signage in place until the terminal clean is completed. Do not use Additional Precautions any longer than necessary; maintain only as long as there is risk of microorganism transmission.									
	Standard Housekeeping	When precautions discontinued <b>OR</b> On discharge	When precautions discontinued <b>OR</b> On discharge				Standard Housekeeping			
	Cleaning staff wear N95 respirator									