Point of Care Risk Assessment

INTRODUCTION

Please note: the term "patient" refers to patients, residents and clients depending on the healthcare delivery setting.

OBJECTIVES

The Point of Care Risk Assessment (PCRA) empowers the Health Care Worker to decide what additional steps need to be taken to protect themselves, the patients they care for, and others in the environment. The PCRA is a tool for you to work safely.

Safe work allows you to provide care while preventing harm, and reducing risk, creating a healthy and safe environment for everyone!

Point of Care Risk Assessment Introduction

At the end of this learning module you will have the opportunity to test your knowledge by answering five multiple choice questions on PCRA. Refer to the WRHA Infection Prevention and Control Manual for more information.

Point of Care Risk Assessment

What is PCRA?

A Point of Care Risk Assessment (PCRA) is:[4]

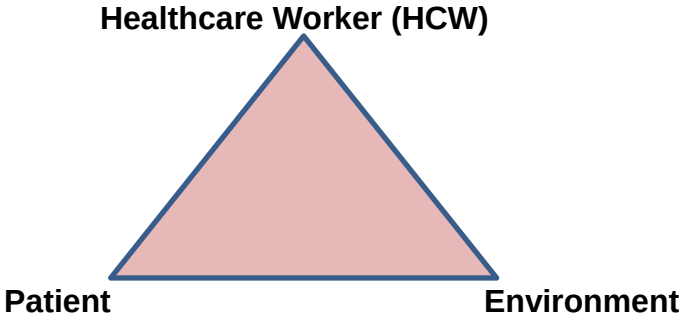

A Healthcare worker's assessment of infection transmission risk:

- during a specific interaction
- with a specific patient
- in a specific environment
- under available conditions

The resulting choice of appropriate actions and/or personal protective equipment (PPE) to minimize risk to yourself, your patients and others in the environment.

Who performs a Point of Care Assessment?

Everyone!
Anyone who interacts with patients or the patient environment needs to know about PCRA. This includes clinical and non-clinical staff in acute care, long term care and community settings.

When do you perform a Point of Care Risk Assessment?

Before every interaction with a patient or the patient environment. **YOU** will choose the appropriate actions/PPE to minimize the risk to you, your patient and others in the environment based on your assessment of infection transmission risk.

Performing a Point of Care Risk Assessment

To perform a PCRA consider infection transmission risk for the specific:

1. Interaction
2. Environment
3. Patient
4. Health Care Worker

To determine the appropriate actions/PPE to minimize the risk for yourself, your patient and others in the environment.

Point of Care Risk Assessment

Interaction Scenarios

SCENARIOS OF WHAT TO CONSIDER IN YOUR ASSESSMENT INCLUDE:

1. **The Interaction**
   Will you have contact with the patient or their environment? If so, perform hand hygiene before *and* after contact.

1.1. Interaction - Patient:

1.1.1. Establishing an intravenous

Is there a risk of contact with blood?
If so, perform hand hygiene and put on gloves before contact; take off gloves and perform hand hygiene after contact

1.1.2. Adjusting a patient's face mask or oxygen tubing.

Is there a risk of contact with secretions? If so:

- perform hand hygiene and put on gloves before contact
- take off gloves and perform hand hygiene after contact

1.1.3. Applying a bandage or dressing

- Is there a risk of contact with non-intact skin?
- If so, perform hand hygiene and put on gloves before contact; take off gloves and perform hand hygiene after contact

Point of Care Risk Assessment

1.1.4. Transferring a patient

- Will you have contact with the patient or their environment?
- If so, perform hand hygiene before and after contact

1.2 Interaction – Patient Environment

1.2.1 Changing bed linens

- Will you have contact with the patient environment?
- If so, perform hand hygiene before and after contact

1.2.2 Disinfection floors, patient rooms, treatment areas or client homes

- Will you have contact with the patient environment?
- If so, perform hand hygiene before and after contact

1.2.3 Touching computers or electronics in patient care areas Changing bed linens

- Will you have contact with the patient environment?
- If so, perform hand hygiene before and after contact

1.2.4 Touching wheelchairs

- Will you have contact with the patient environment?
- If so, perform hand hygiene before and after contact

1.3 Interaction – Visibly Soiled Items/Surfaces

Will you have contact with visibly soiled or likely soiled items or surfaces?
If so:

- Perform hand hygiene
- If soiling of clothing is anticipated, put on a gown
- Put on gloves before contact
- Take off gown and gloves after contact
- Perform hand hygiene

1.4 Interaction – Non-intact Skin

Is there a possibility of contact with non-intact skin, mucous membranes, body fluids or excretions?
If so:

- Perform hand hygiene
- If soiling of clothing is anticipated, put on a gown
- Put on gloves before contact
- Take off gown and gloves after contact
- Perform hand hygiene

Point of Care Risk Assessment

1.5 Interaction – Bodily Fluids

Are splashes or sprays of body fluids or excretions anticipated?
If so, before contact:

- Perform hand hygiene
- If soiling of clothing is anticipated, put on a gown
- Put on a mask, eye protection and gloves

After contact:

- Take off gloves and gown, perform hand hygiene
- Take off eye protection then mask, perform hand hygiene

1.6. Interaction - Aerosols

Are aerosols likely to be generated? If so:
Before contact:

- Perform hand hygiene and put on a mask, or

N95 respirator if indicated, and eye protection
After contact:

- Take off eye protection and mask or N95 respirator
- Perform hand hygiene



Point of Care Risk Assessment

PATIENT IMPACT SCENARIOS

2. THE PATIENT - Factors affecting the extent of patient impact on their environment

2.1 Is the patient on Additional Precautions? If so:

- Follow the infection control measures already identified for interactions with this patient
- But remember: other control measures may be needed in addition to those already identified so don't stop with someone else's assessment! If not:
- Implement Additional Precautions as appropriate

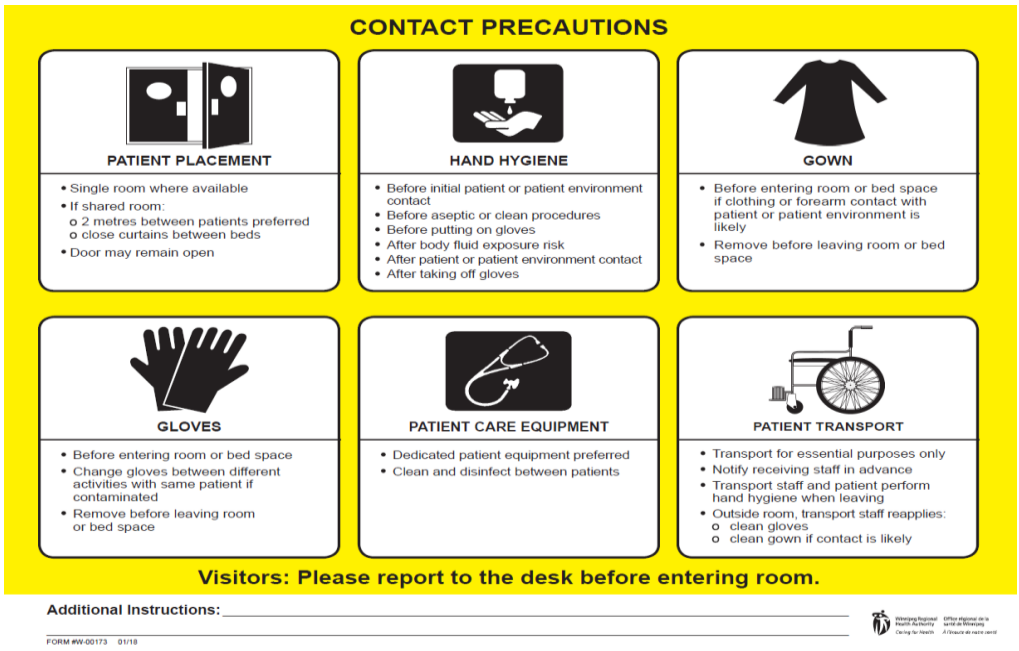

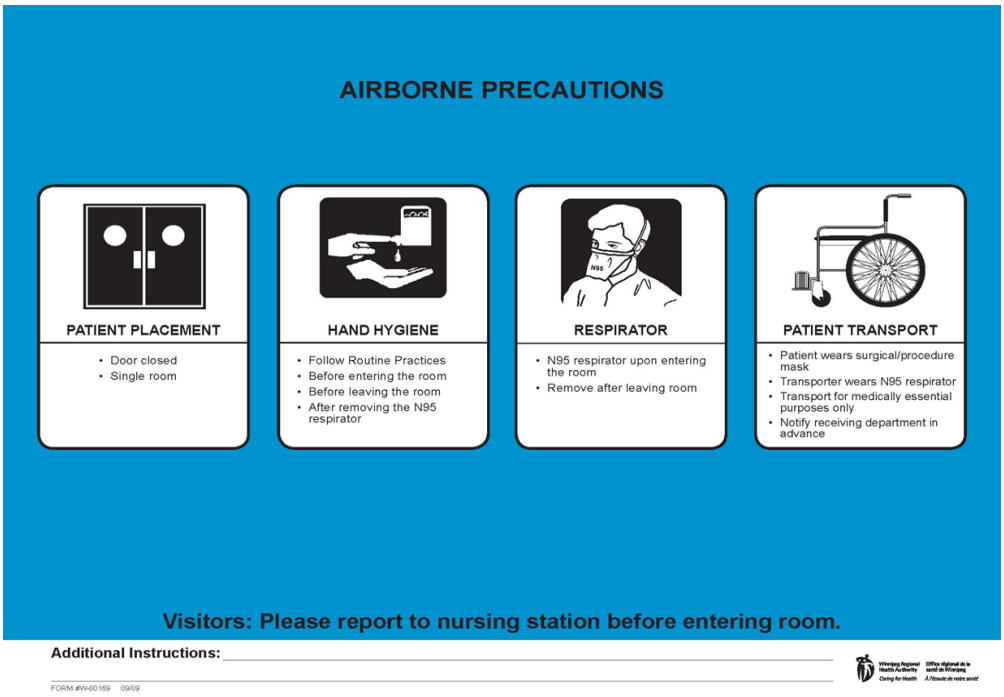

Point of Care Risk Assessment

PATIENT IMPACT SCENARIOS

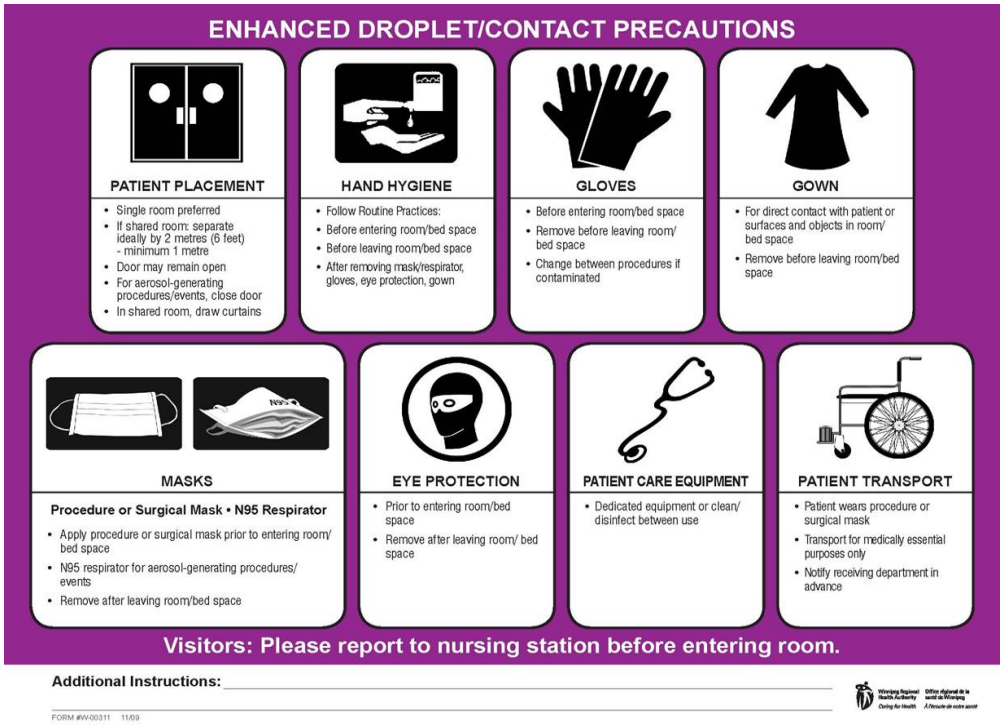

Point of Care Risk Assessment

PATIENT IMPACT SCENARIOS

Continue to consider factors that must always be considered such as:

2.2. Patient - Coughing

- Is the patient coughing? If so:
  - Anyone within 2 metres of the patient may be at risk of splashes or sprays
  - Offer the patient a procedure or surgical mask when not isolated in their room/bedspace

2.3. Patient – Diarrhea/uncontained stool/wound drainage

- Does the patient have diarrhea or uncontained stool or wound drainage?
- If so, there is a risk of spreading germs to the environment
  - Give the patient priority for a single room
  - Consider implementing Contact Precautions

2.4. Patient – Active Infection

- Does the patient have an active infection?
- If so, there is a risk of spreading germs
  - Treat active infection
  - Consider implementing appropriate Additional Precautions

2.5. Patient – Symptomatic

- Is the patient symptomatic for specific suspected or confirmed diseases?
- If so, there is a risk of spreading germs
  - Restrict movement within the specific patient care area/facility as appropriate
  - Consider implementing appropriate Additional Precautions

2.6 Patient – Immune Status

- What is the patient's immune status?
- Consider potential exposure to infections such as measles, mumps, rubella, varicella in the priority for single rooms or for roommate selection
- Refer to the WRHA Infection Prevention and Control Manual for specific disease information

2.7 Patient – Hand Hygiene

- Is the patient willing and able to perform hand hygiene?
- Consider the priority for single rooms
  or for roommate selection

3. THE ENVIRONMENT

3.1. Is the patient in a shared room / treatment space?

If so:

- Consider the space within the patient curtains as the patient's environment
- Perform a Point of Care Risk Assessment before every interaction within the patient curtains

Point of Care Risk Assessment

3.2. Environment – Non-critical Equipment

- Is there is a risk of spreading germs from the environment?
- Clean non-critical patient care equipment and the patient environment

3.3. Linen and waste

- Is there a risk of contact with body fluids?
- Handle linen and waste according to facility/program policy and procedures

3.4. Handling specimens

- Is there a risk of contact with body fluids?
- If so:
  - Perform hand hygiene and put on gloves before contact
  - Take off gloves and perform hand hygiene and after contact

3.5. Leaving the patient environment?

- If so, there is a risk of spreading germs to other areas
- Perform hand hygiene before leaving the patient environment

Point of Care Risk Assessment

AVAILABLE CONDITIONS SCENARIOS

4. HEALTH CARE WORKERS – SKILL SET

4.1. Consider the skill set of the HCW

- Does the HCW have the knowledge and ability to perform the task without increasing the risk of infection transmission?
- HCW to seek education and resources as required.
- Assign the most experienced HCW when appropriate.

4.2. Health Care Workers - Immune Status

- Is there a risk of exposure to specific infections (e.g. measles, mumps, rubella, varicella)?
- If so, assign an immune HCW when possible.

Resources & References

1 Point of Care Risk Assessment in Routine Practices of the WRHA Acute Care IP&C Manual

2 The Canadian Centre for Occupational Health and Safety (CCOHS) Vision. Available at: http://www.ccohs.ca/ccohs.html.

3 ROUTINE PRACTICES AND ADDITIONAL PRECAUTIONS ASSESSMENT AND EDUCATIONAL TOOLS9 | PART I — ROUTINE PRACTICES TOOL SET. (2013). Public Health Agency of Canada. Available at: http://www.ipac-canada.org/pdf/2013_PHAC-RPAP_Tools_eng.pdf.

4 Routine Practices and Additional Precautions: Preventing the Transmission of Infection in Health Care. (2012 April). Manitoba Health. Available at: http://www.gov.mb.ca/health/publichealth/cdc/docs/ipc/rpap.pdf.

Point of Care Risk Assessment

Point of Care Risk Assessment QUIZ

1. **A Point of Care Risk Assessment (PCRA) is:**
   a) The Infection Control Professional's assessment of infection transmission risk
   b) The healthcare worker's assessment of infection transmission risk
   c) The manager or supervisor's assessment of infection transmission risk
   d) None of the above

2. **If aerosols are anticipated, before contact:**
   a) Perform hand hygiene; put on eye protection and gloves
   b) Perform hand hygiene; put on the appropriate mask or respirator and eye protection
   c) Perform hand hygiene; put on eye protection and put on gown if soiling of clothing is likely, put on gloves
   d) Perform hand hygiene; put on the appropriate mask or respirator

3. **If contact with non-intact skin, mucous membranes, body fluids, excretions or visibly soiled items are anticipated, before contact:**
   a) Perform hand hygiene; put on gloves, a gown, eye protection and a procedure or surgical mask
   b) Put on gloves and put on a gown if soiling of clothing is likely
   c) Perform hand hygiene; put on a gown if soiling of clothing is likely; put on gloves
   d) Perform hand hygiene; put on a gown if soiling of clothing is likely and put on gloves and eye protection

4. **If contact with a patient or their environment is anticipated, before contact:**
   a) Put on PPE as indicated
   b) Perform hand hygiene and put on PPE as indicated
   a) None of the above

5. **If splashes or sprays of body fluids or excretions are anticipated, before contact:**
   a) Perform hand hygiene; put on a mask and eye protection
   b) Perform hand hygiene; put on gloves and eye protection
   c) Perform hand hygiene; put on a gown, mask, eye protection and gloves
   d) None of the above

6. **During a Point of Care Risk Assessment (PCRA), consider if contact with the following is anticipated:**
   a) The patient or their environment
   b) Non-intact skin, mucous membranes, body fluids, excretions or visibly soiled items
   c) Splashes or sprays of body fluids or excretions
   d) All of the above

Point of Care Risk Assessment

7. **A Point of Care Risk Assessment (PCRA) is the healthcare worker's assessment of infection transmission risk:**
   a) During a specific interaction with a specific patient
   b) In a specific environment
   c) Under available conditions
   d) All of the above

8. **When caring for a person with a fever, cough and runny nose, healthcare workers wear:**
   a) A procedure or surgical mask
   b) Gloves and a yellow isolation gown
   c) Eye protection
   d) All of the above

9. **To touch a walker, healthcare workers, before contact:**
   a) Perform hand hygiene
   b) Perform hand hygiene and put on gloves
   c) Perform hand hygiene and put on gloves and a gown

10. **To care for a person at risk for tuberculosis with cough, fever, unexplained weight loss, a healthcare worker wears:**
    a) Eye protection
    b) An N95 respirator
    c) Gloves and a yellow isolation gown
    d) All of the above

11. **To care for a person with fever and rash suspected to be Chicken Pox, a susceptible healthcare worker wears:**
    a) A procedure or surgical mask
    b) An N95 respirator
    c) Gloves and a yellow isolation gown
    d) A and C
    e) B and C

12. **To care for a person suspected of having Meningitis, a susceptible healthcare worker wears:**
    a) A procedure or surgical mask and eye protection
    b) An N95 respirator and eye protection
    c) A procedure or surgical mask, eye protection, gloves and a yellow isolation gown
    d) An N95 respirator, eye protection, gloves and a yellow isolation gown

Point of Care Risk Assessment

Point of Care Risk Assessment Answers

1. **A Point of Care Risk Assessment (PCRA) is:**
   b) **The healthcare worker's assessment of infection transmission risk**

2. **If aerosols are anticipated, before contact:**
   b) **Perform hand hygiene; put on the appropriate mask or respirator and eye protection**

3. **If contact with non-intact skin, mucous membranes, body fluids, excretions or visibly soiled items is anticipated, before contact:**
   c) **Perform hand hygiene; put on a gown if soiling of clothing is likely; put on gloves**

4. **If contact with a patient or their environment is anticipated, before contact:**
   b) **Perform hand hygiene and put on PPE as indicated**

5. **If splashes or sprays of body fluids or excretions are anticipated, before contact:**
   c) **Perform hand hygiene; put on a gown, mask, eye protection and gloves**

6. **During a Point of Care Risk Assessment (PCRA), consider if contact with the following is anticipated:**
   d) **All of the above**

7. **A Point of Care Risk Assessment (PCRA) is the healthcare worker's assessment of infection transmission risk:**
   d) **All of the above**

8. **When caring for a person with a fever, cough and runny nose, healthcare workers wear:**
   d) **All of the above**

9. **To touch a walker, healthcare workers, before contact:**
   a) **Perform hand hygiene**

10. **To care for a person at risk for tuberculosis with cough, fever, unexplained weight loss, a healthcare worker wears:**
    b) **An N95 respirator**

11. **To care for a person with fever and rash suspected to be Chicken Pox, a susceptible healthcare worker wears:**
    e) **B and C**

12. **To care for a person suspected of having Meningitis, a susceptible healthcare worker wears:**
    a) **A procedure or surgical mask and eye protection**