

WRHA After Hours – Vaccine Adverse Storage Condition (ASC) Response Process

WRHA MPO (mobile patrol officer) receives call (from Bell MTS Monitoring or Misericordia Health Centre Security) that vaccine fridge is outside 2-8° C
MPO is to notify Team Manager On Call (TMOC) & attend site where vaccine is located.

Determine if refrigerator door is properly closed or if the refrigerator unit is correctly plugged into the electrical outlet

Yes

No

Determine cause of the refrigerator failure

- Properly close the refrigerator door
- Ensure refrigerator is plugged in and connected to power supply
- Closely monitor temperature

Malfunctioning refrigerator
Or
Cause unknown

Power Failure
MPO to call Manitoba Hydro @
204-480-5900 to determine estimated
time of outage

If more than
1 hour

If less than
1 hour

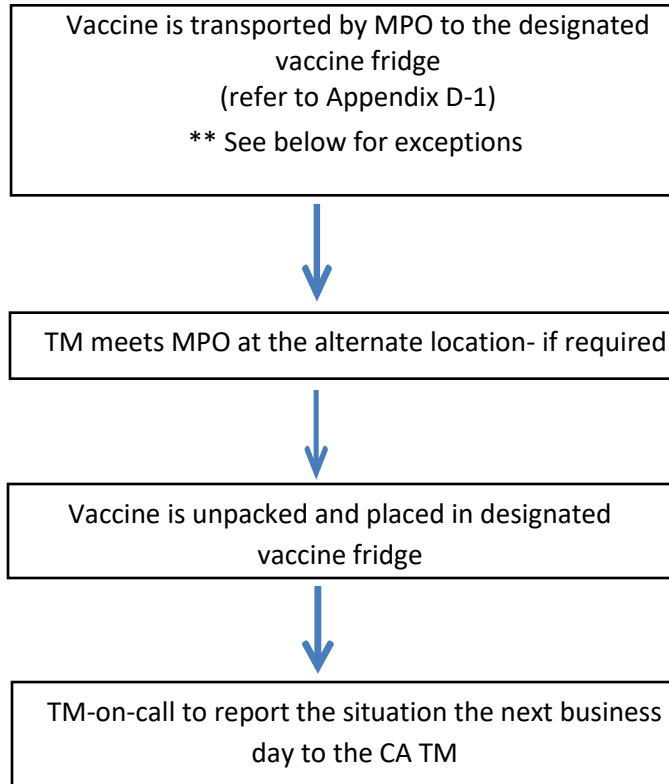
- If < 1 hour- Keep refrigerator doors closed
- Keep products in refrigerator
- Continue to monitor temperature in fridge to ensure temperature inside fridge remains between 2-8°C

1. Transfer all products to a functioning, monitored refrigerator.
2. Prepare and pack vaccine for transport
3. Complete Adverse Storage Condition Report for After Hours

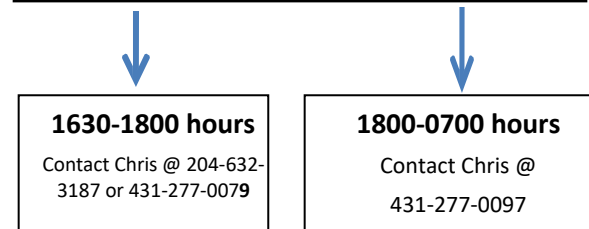

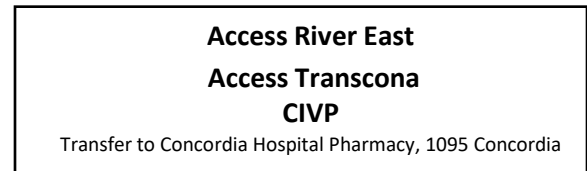
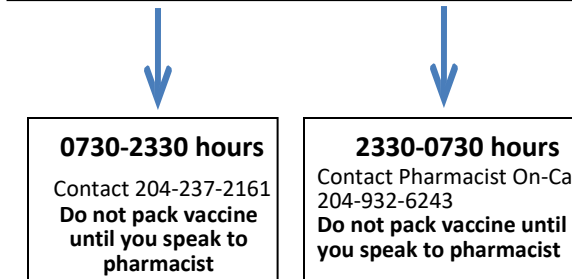

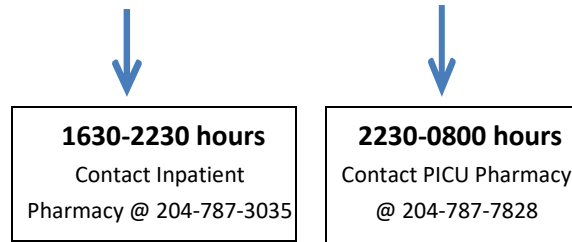
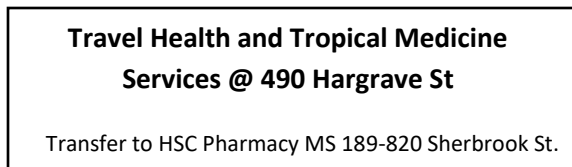
Refer to Page 2 for details about transporting vaccine

Refer to Appendix 1 for locations
Refer to Appendix 2
Refer to Appendix 3

WRHA After Hours – Vaccine Adverse Storage Condition (ASC) Response Process



****Exceptions:**



WRHA After Hours – Vaccine Adverse Storage Condition (ASC) Response Process

